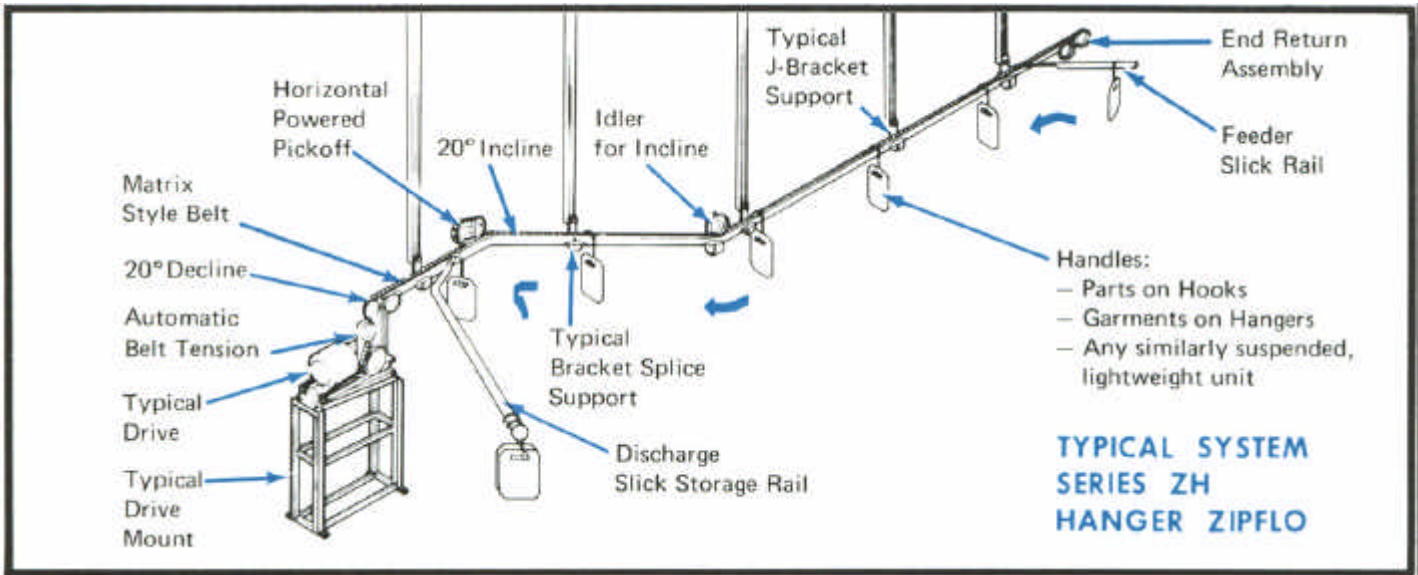
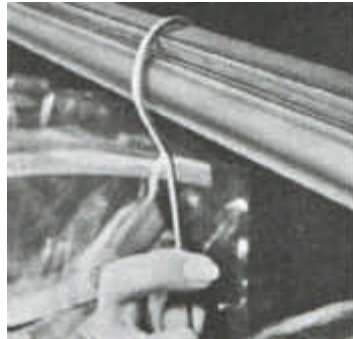


Series ZHX Hanger Zipflo

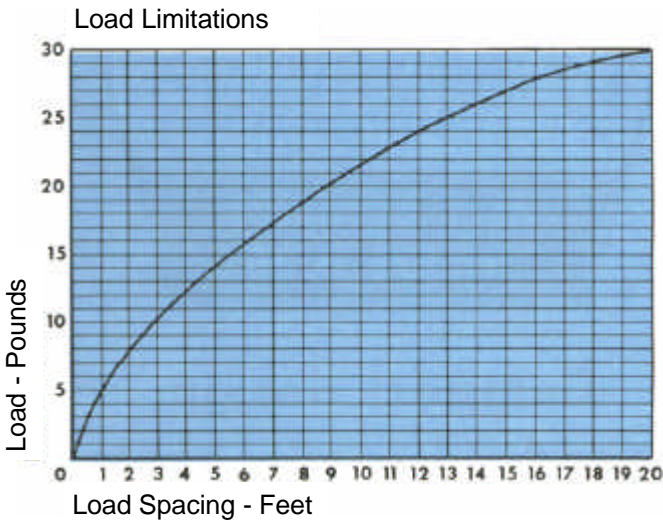


Typical Hanger Zipflo system, showing modular assembly. Handles up to 30-pound loads, in either direction - on hooks, hangers, or wire racks. Loads can be placed on the system at any point. They immediately move away and can be automatically discharged and accumulated at one or more point along the system.



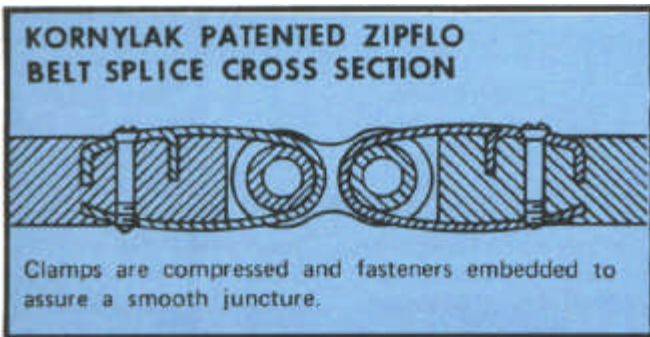
Load trolley on Zipflo permits accumulation.

Each year, millions of garments move quickly and quietly on Zipflo Hanger Conveyors.

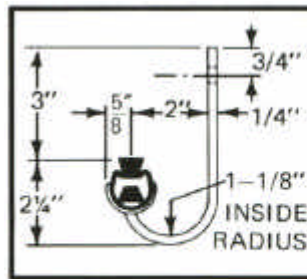


Series ZHX Specifications

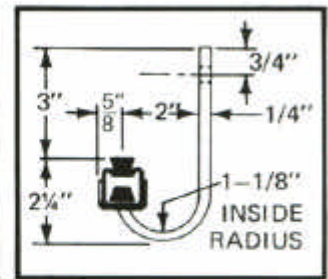
Maximum Length..... 150 ft., straight,
With supports on 5-ft. centers
Single Hanger Load Limit 30 lbs.
depending on spacing
(see chart for optimum load/spacing relationship)
Maximum Vertical Curve 20 degrees
Speed 60 or 90 fpm, standard
speeds from 12 fpm to 500 fpm, optional
variable speeds, optional
Drive 1/2 hp, 110/220/1/60 or 220/3/60 open motor



KORNYLAK



Typical Dimensions
with Round Tube



Typical Dimensions
with Rectangular Tube