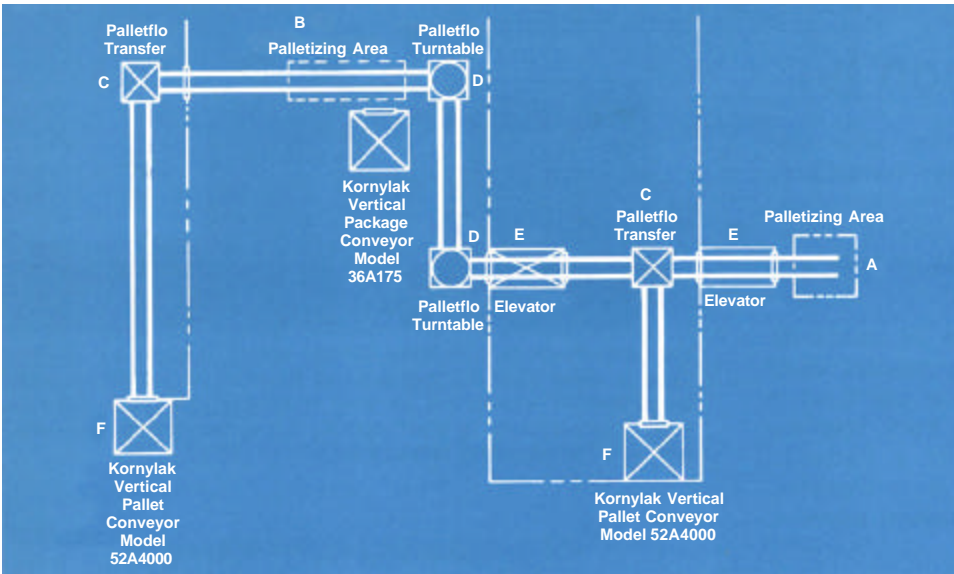
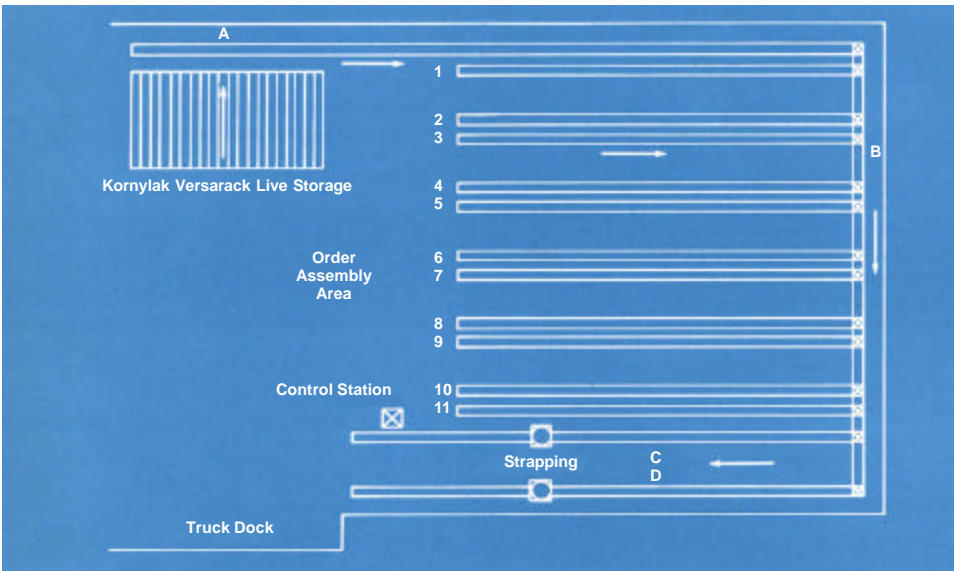


Typical Palletflo Pushline Systems



Production Pallet loads are made up at either Location A or Location B. They are moved by Pushline to the Elevator E or one of the Vertical Pallet Conveyors F.



Shipping Split pallet order are picked up from the Kornylak Versarack live storage rack A and assembled on pallets which are moved by Pushline to shipping.

Full Pallet orders are delivered by truck to the Palletflo accumulating lines 1 through 11.

As either type of order is fully assembled it is pushed to the main line B and delivered to strapping and truck loading lines C or D which terminate at the truck dock.

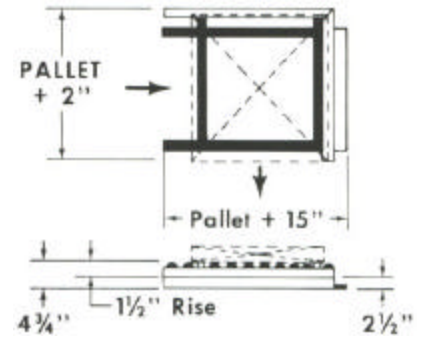
Your Pushline System

Kornylak engineers will be glad to prepare for you a layout for your needs similar to those above. Just furnish a centerline sketch with dimensions, pallet and load information and a description of what you want the Pushline System to do for you.

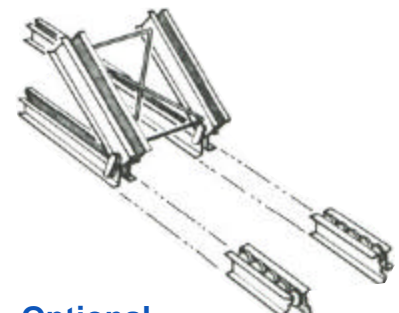
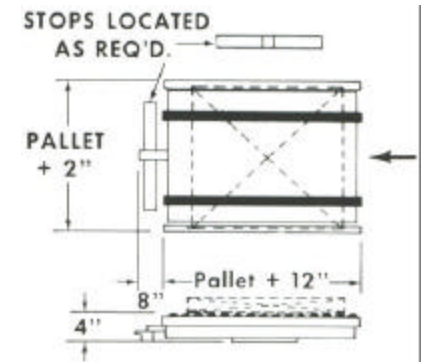
Dimensions

Centerline of Load Rail to Outside of Guard Rail	
A	
Single Row of Wheels 3-5/8"	
Double Row of Wheels 4-0"	

Transfer



Turntable



Optional Series RP-900 Lift Gate

Special Pushline rails are available with hinged sections that can be raised to provide a clear aisle for fork lift trucks and other floor-level traffic than lowered back into place for Pushline operations.