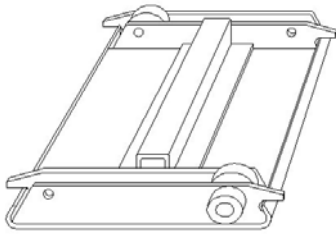



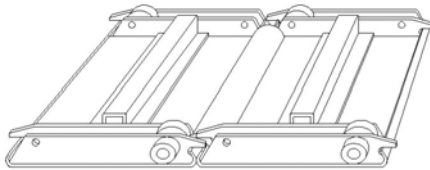
ARMORBELT UP CLOSE



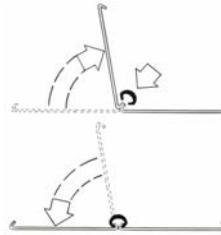
Two rollers mounted diagonally on each slat for stability and high load capacity. Long wheel brackets stiffen the slat.



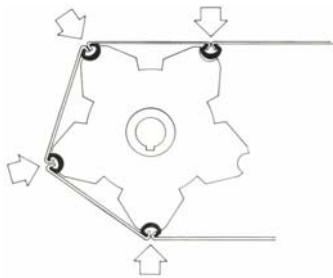
Rollers run on smooth steel track for efficiency. Guide lip provides automatic belt tracking. Return belt is self supporting for cleanliness. Optional seals and diversion slots prevent small assembly screws or debris from getting caught.



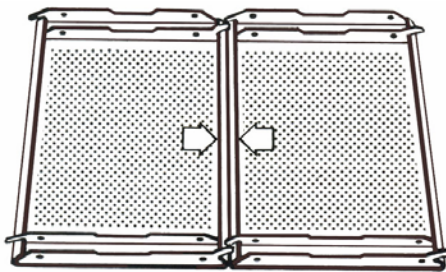
Connector locks between end brackets. Outboard return rollers also permit vertical curves.



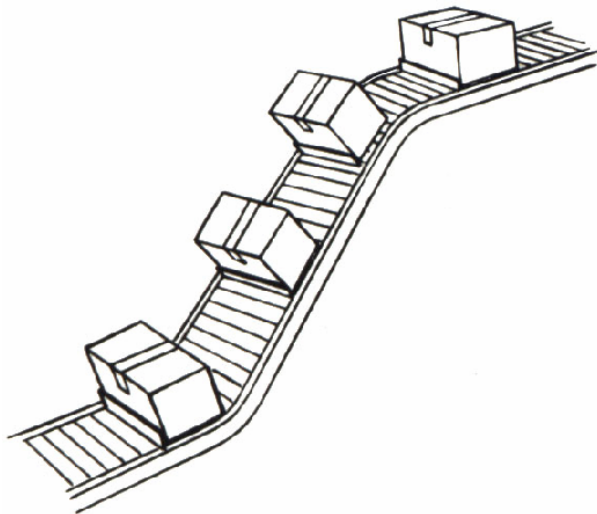
The connector at the joint provides high tensile strength and rapid, no-tool assembly. The connector extends the entire width of the belt, providing longer life compared to those connected by a chain pin. The joint also stays tight, while permitting flexibility in both directions.



Sprocket drive for no slip, load holdback on inclined conveyors and exact speed synchronization.

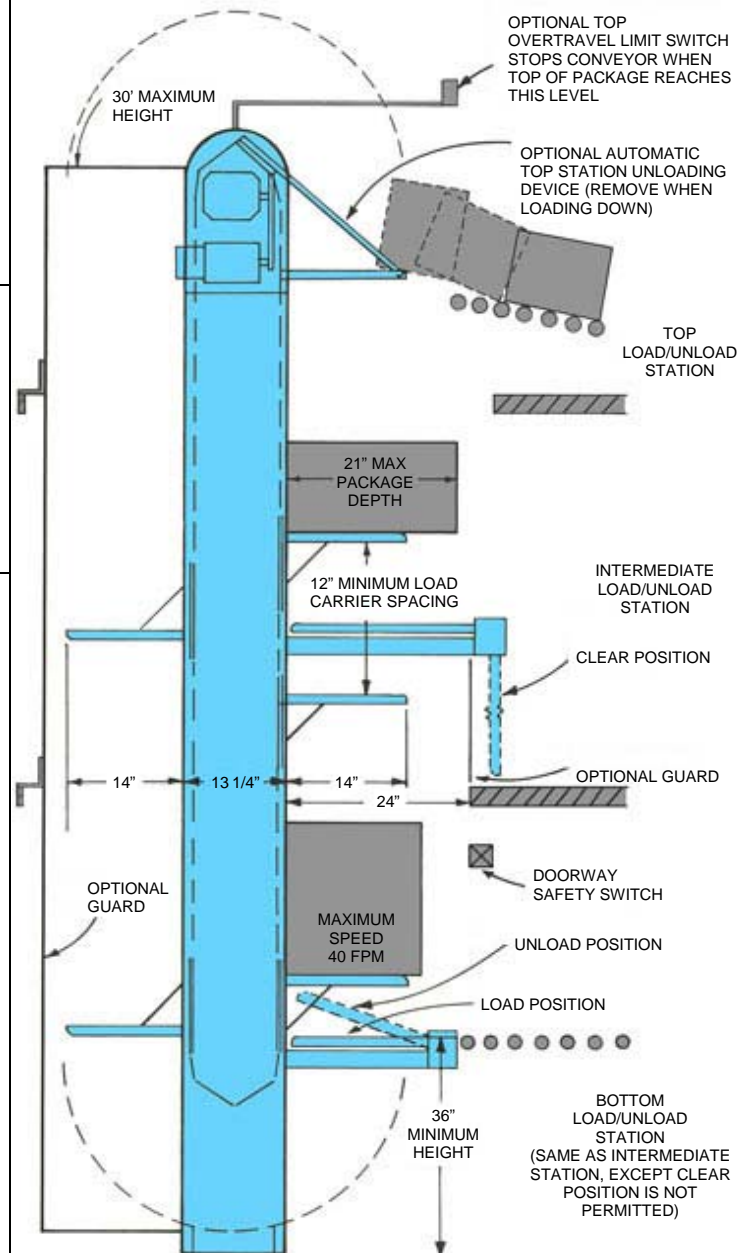


Perforated belts allow for better air or fluid circulation. They have been used in separation processes.



Above: Illustration shows Armorbelt's ability to be used in an inclined position for material handling.

Right: A detailed diagram of a vertical Armorbelt.



Kornylak Corporation
400 Heaton Street
Hamilton, Ohio 45011

Phone: 513-863-1277
Toll Free: 800-837-5676
Fax: 513-863-7644

www.kornylak.com
kornylak@kornylak.com